



## Transforming Exteriors with Strength





## About Us—Pride Laminates

At WillowMax Laminates, we believe in transforming ordinary structures into extraordinary landmarks with the power of premium High Pressure Laminates (HPL). Built on innovation, durability, and aesthetics, our brand is dedicated to redefining exterior spaces with world-class laminate solutions.

With a vision to set new benchmarks in architectural excellence, Pride Laminates offers a wide range of exterior-grade HPL sheets designed to withstand harsh climates, resist fading, and ensure long-lasting beauty. Our laminates combine cutting-edge technology with eco-friendly practices, giving architects, designers, and homeowners the perfect balance of strength and style.

What sets us apart is our commitment to quality, creativity, and customer trust. From modern facades to timeless exteriors, our products empower you to bring design dreams to life. Whether it's for residential, commercial, or industrial projects, Pride Laminates ensures a flawless finish that reflects sophistication, resilience, and sustainability.

We are not just a laminate company—we are your partner in creating bold statements and inspiring spaces that last for generations. With Pride Laminates, your walls don't just stand tall, they speak.

### What makes us different?

**Durability** : Weather-resistant, UV-protected, and fade-proof laminates built for extreme conditions.

**Design Variety** : A versatile range of colors, patterns, and finishes to suit every architectural vision.

**Eco-Friendly** : Manufactured with sustainable processes to ensure environmental responsibility.

**Customer First** : We believe in offering not just products, but complete solutions and lifelong partnerships.

The logo for Willow Max, featuring the word "WILLOW" in white and "MAX" in red, both in a bold, sans-serif font, enclosed within a red rectangular border.

# WILLOW MAX

INTERIOR AND EXTERIOR

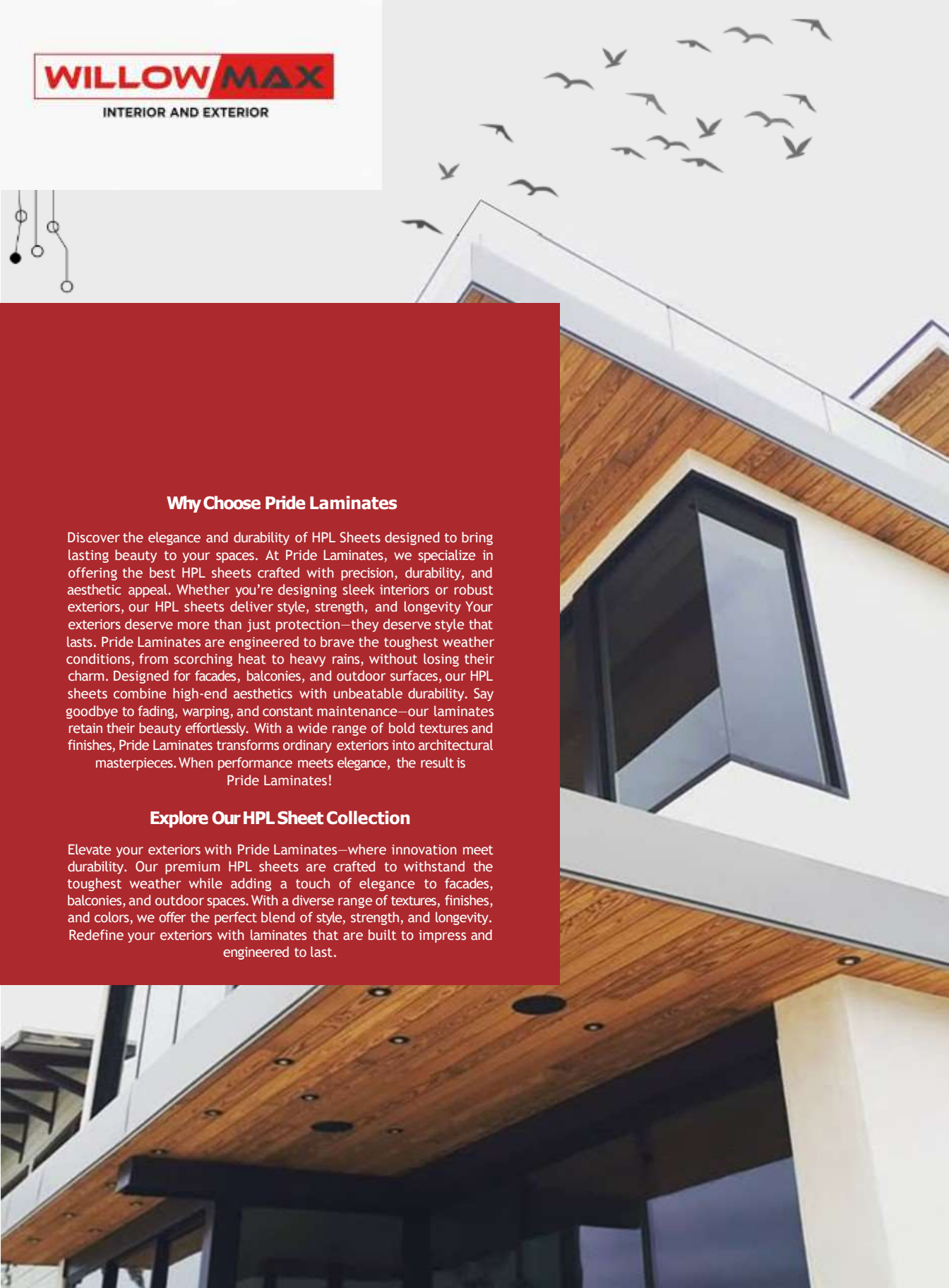
A decorative line art graphic consisting of several thin black lines of varying lengths, some ending in small circles, arranged in a vertical, abstract pattern.

## Why Choose Pride Laminates

Discover the elegance and durability of HPL Sheets designed to bring lasting beauty to your spaces. At Pride Laminates, we specialize in offering the best HPL sheets crafted with precision, durability, and aesthetic appeal. Whether you're designing sleek interiors or robust exteriors, our HPL sheets deliver style, strength, and longevity. Your exteriors deserve more than just protection—they deserve style that lasts. Pride Laminates are engineered to brave the toughest weather conditions, from scorching heat to heavy rains, without losing their charm. Designed for facades, balconies, and outdoor surfaces, our HPL sheets combine high-end aesthetics with unbeatable durability. Say goodbye to fading, warping, and constant maintenance—our laminates retain their beauty effortlessly. With a wide range of bold textures and finishes, Pride Laminates transforms ordinary exteriors into architectural masterpieces. When performance meets elegance, the result is Pride Laminates!

## Explore Our HPL Sheet Collection

Elevate your exteriors with Pride Laminates—where innovation meet durability. Our premium HPL sheets are crafted to withstand the toughest weather while adding a touch of elegance to facades, balconies, and outdoor spaces. With a diverse range of textures, finishes, and colors, we offer the perfect blend of style, strength, and longevity. Redefine your exteriors with laminates that are built to impress and engineered to last.



# OUR COLLECTION

**WILLOW MAX**  
INTERIOR AND EXTERIOR



**6339**



**6836**









**8936**



**8937**





**9032**



**9034**





**9035**



**9037**





**WILLOW MAX**

INTERIOR AND EXTERIOR



**WILLOW MAX**

INTERIOR AND EXTERIOR



**9038**



**9330**



**WILLOW MAX**

INTERIOR AND EXTERIOR



**9533**



**9534**



**WILLOW MAX**

INTERIOR AND EXTERIOR



**9535**



**9537**







**WILLOW MAX**

INTERIOR AND EXTERIOR



**9538**



**9539**

**WILLOW MAX**

INTERIOR AND EXTERIOR



**9633**



**9634**

**WILLOW MAX**

INTERIOR AND EXTERIOR



**9638**



**9731**





**WILLOW MAX**

INTERIOR AND EXTERIOR



**9732**



**9733**



**WILLOW MAX**

INTERIOR AND EXTERIOR



**45035**



**9935**

**WILLOW MAX**

INTERIOR AND EXTERIOR



**49438**



**9936**






**WILLOW MAX**

INTERIOR AND EXTERIOR




**S - 9033**



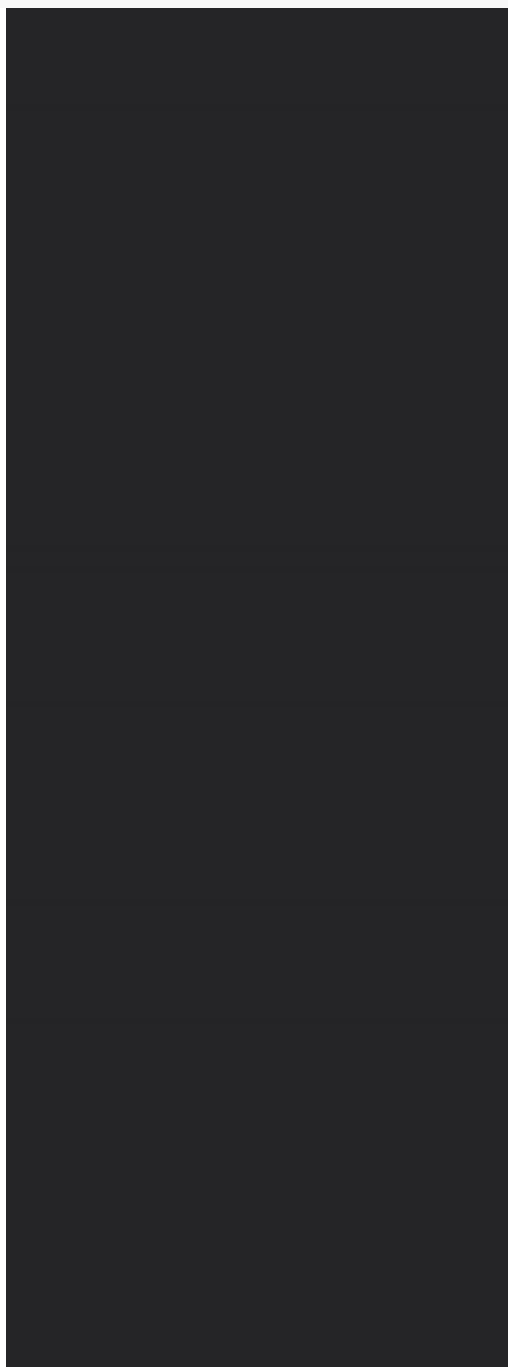
**SF - 1032**

**WILLOW** **MAX**


INTERIOR AND EXTERIOR



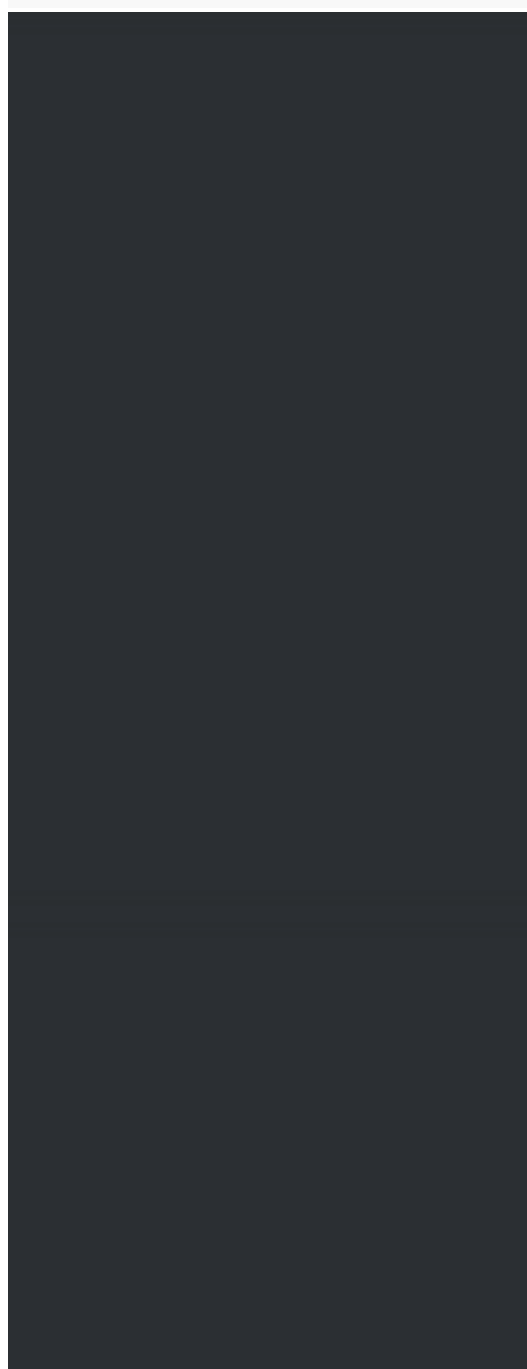
**SF - 1134**



**SF - 1136**



**SF- 1135**



**SF- 1730**





# TOP 10 FEATURES



**Climate Shock  
Resistance**



**UV  
Resistance**



**Graffiti  
Resistance**



**Weather  
Resistance**



**Easy to  
Install**



**Anti  
Bacterial**



**Impact  
Resistance**



**Anti  
Fingerprint**



**Easy to  
Clean**



**Moisture  
Resistance**



**Termite  
Resistance**

### Technical Data Sheet (Exterior Grade Compact Laminate)

#### Physical Characteristics

PROPERTIES	TEST METHOD	ATTRIBUTES/ PROPERTY	UNIT	STANDARD VALUE	ACTUAL VALUE
Thickness	EN 438 2-5	6.0 <0<8.0	mm	Tol+0.4	Tol+0.4
Length & Width	EN 438 2-6	Panel	mm	+10-0	+10-0
Edge Straightness	EN 438 2-7	Panel	mm	<1.5	<1.5
Squareness	EN 438 2-8	Panel	mm/m	<1.5	<1.5
Flatness	EN 438 2-9	6.0 <e<8.0	mm	<5.0	<5.0
Density	ISO 1183	Mass	g/cm <sup>3</sup>	>1.35	>1.4
Wear Resistance	EN 438 2-10	Abrasion Resistance	Revolution	350	>400 Rev.
Impact Resistance (Large Diameter Ball)	EN 438 2-21	Dropped Ball e >6 mm	mm	1800 mm Height-no Crack 10mm Max	1800 mm Height-no Crack 10mm Max
Dry Heat Resistance	EN 438 2-16	Resistance to Dry Heat at 180° C	Appearance	Min. Level 4	Level 5
Resistance to Boiling Water	EN 438 2-12 T> 5.0mm	Moisture Resistance	% Mass Increase % Thickness Increase	Max. 2% in Weight Max. 2% in Thickness	rW =0.8% rT =0.8%
			Min Level Appearance	Level 4	Level 5

#### Mechanical Properties

Modules of Elasticity	ISO 178	Strength	Mpa	>9000	>9000
Flexural Strength	ISO 178	Strength	Mpa	>80	>90
Tensile Strenght	EN ISO 527-2	Strength	Mpa	>60	>70

PROPERTIES	TEST METHOD	ATTRIBUTES /PROPERTY	UNIT	STANDARD VALUE	STANDARD VALUE	STANDARD VALUE	ACTUAL MARINO EWC +VALUE
Light Fastness	EN 438 2-27	Contrast	Grey Scale	Min. Level 4	> Level 4	Min. Level 4 >	Level 4
Artificial Weathering	EN 438 2-29 : 3000 h	Contrast	Grey Scale	Min. Level 3	> Level 3	Min. Level 3	> Level 3
		Appearance	Grey Scale	Min. Level 4	> Level 4	Min. Level 4	> Level 4
UV - Light Resistance	EN 438 2-28 : 1500 h	Contrast	Grey Scale	No Requirement	No Requirement	Min. Level 3	Level 3
		Appearance	Grey Scale	No Requirement	No Requirement	Min. Level 4	Level 4
Dimensional Stability at Elevated temperature	EN 438 2-18-17	Accumulated Dimensional Change	%	L: Max 0.3 % W: Max 0.6 %	<0,3 % (L) <0,6 % (W)	L: Max 0.3 % W: Max 0.6 %	<0,3 % (L) <0,6 % (W)
Resistance to Climate Shock	EN 438 2-9	Appearance Flexural Strength Index Ds Flexural Modulus Index Dm	Rating Index Index	Min. Level 4 Min. 0.95 Min. 0.95	Min. Level 5 0.98 0.97	Min. Level 4 Min. 0.95 Min. 0.95	Min. Level 5 0.98 0.97
Fire Characteristics (For FR Grade EWC +/- EWC)							
Reaction to Fire	EN 1350 1-1	Fire Retardant	Classification		B S2 d0		B S2 d0



**WILLOW MAX**  
INTERIOR AND EXTERIOR



+91 9916368735



[info@willowmax.com](mailto:info@willowmax.com)



THE LUXE DECOR , No 46, Nanjaapa Layout,  
Hosur Road , Bangalore-560030



[www.willowmax.com](http://www.willowmax.com)







# **WILLOW MAX**

**INTERIOR AND EXTERIOR**

**BUILT TO WITHSTAND INDIA'S  
WEATHER, BUILT TO IMPRESS.**





MOISTURE CAN'T BREAK WHAT HPL BUILDS.

